



**NATIONAL STATISTICAL COMMITTEE
OF THE REPUBLIC OF BELARUS**

TOURISM AND TOURIST RESOURCES IN THE REPUBLIC OF BELARUS

Statistical data book

MINSK

2025

EDITORIAL BOARD:

Inna Medvedeva – Chair of the Editorial Board

Tsimafei Zhyharau, Zhanna Vasilevskaya, Natallia Tarasiuk, Aliaxei Yarkavets,
Aksana Liatko, Elena Kondratenko, Elena Palkovskaya, Irina Chigiryova

The statistical data book presents statistical indicators that characterize the development of tourism in the Republic of Belarus in dynamics over a number of years.

This publication is intended for senior management, government employees and personnel of financial and economic services of organizations, scientific organizations, teaching staff, postgraduate and undergraduate students of economic universities, and other interested users.

ISBN 978-985-7343-08-9

© National Statistical Committee
of the Republic of Belarus, 2025

*E-mail: belstat@belstat.gov.by
<http://www.belstat.gov.by>*

PREFACE

The statistical data book presents brief information on tourism development in the Republic of Belarus. Published are data on tourist flows, activities of travel agencies and accommodation facilities, development of rural ecotourism in the country.

The statistical data book was prepared on the basis of data from state statistical surveys, administrative and other data.

Data are provided taking into account changes in legislation in the field of tourism, rural ecotourism and the activities of individual entrepreneurs as providers of accommodation services.

Data on the number of inbound and outbound tourist trips include individuals crossing the Belarusian-Russian section of the State border, data on the number of domestic tourist trips are provided taking into account the assessment of unorganized domestic tourist flow.

Data on the number of hotels and similar accommodation facilities are provided excluding accommodation facilities of residents of the "Great Stone" China-Belarus Industrial Park operating on the territory of this industrial park.

The information on rural ecotourism is provided according to the data of the Ministry of Taxes and Duties of the Republic of Belarus.

In some cases, data for 2024 are preliminary and may be revised in further issues.

In certain cases insignificant discrepancy between the total and the sum of its components is explained by data rounding.

The statistical data book is published annually, illustrated with charts and diagrams.

A short glossary of statistical terms is available on the official website of Belstat at <https://www.belstat.gov.by/metodologiya/kratkiy-glossariy-staticheskikh-terminov/> (in Russian only).

Methodologies for calculation of inbound, outbound and domestic tourist flows are available on the official website of Belstat at https://www.belstat.gov.by/upload-belstat/upload-belstat-word/Methodology/pr_m1_turism-241014.docx, https://www.belstat.gov.by/upload-belstat/upload-belstat-word/Methodology/pr_m2_turism-241014.docx and https://www.belstat.gov.by/upload-belstat/upload-belstat-word/Methodology/pr_m3_turism-240126.docx respectively (in Russian only).

Abbreviations:

BYN – Belarusian ruble

thsd – thousand

mln – million

CONTENTS

	Page
1. Tourism sector in the Republic of Belarus in 2024	7
2. Main indicators of tourism development	8
3. Tourist flows	
3.1. Number of tourist trips	10
3.2. Structure of tourist flows	10
4. Organized tourism	
4.1. Main indicators of organizations engaged in tourism activities.....	11
4.2. Number of organizations engaged in tourism activities and number of tourists and excursionists served by organizations engaged in tourism activities by regions and Minsk city in 2024.....	12
4.3. Distribution of tourists and excursionists served by organizations engaged in tourism activities by form of tourism	13
4.4. Distribution of the number of tourists and excursionists served by organizations engaged in tourism activities by form of tourism, by regions and Minsk city in 2024...	13
4.5. Distribution of the number of citizens of the Republic of Belarus and foreign citizens by direction of tourist travel within the territory of the Republic of Belarus in 2024.....	14
4.6. Number of tourists and excursionists - citizens of the Republic of Belarus sent on tours within the territory of the Republic of Belarus and served by organizations of the corresponding region (Minsk City).....	14
4.7. Number of inbound tourists and excursionists by region of usual residence.....	15
4.8. Distribution of inbound tourists and excursionists by country of usual residence (non-CIS countries) in 2024.....	15
4.9. Number of outbound tourists and excursionists – citizens of the Republic of Belarus by destination.....	16
4.10. Distribution of outbound tourists and excursionists – citizens of the Republic of Belarus by country of destination (non-CIS countries) in 2024.....	16

5. Accommodation facilities

5.1. Collective accommodation facilities

5.1.1.	Main indicators of collective accommodation facilities.....	17
5.1.2.	Number of guests accommodated in collective accommodation facilities by region of usual residence.....	18
5.1.3.	Distribution of guests accommodated in collective accommodation facilities by region of usual residence.....	18

5.2. Hotels and similar accommodation facilities

5.2.1.	Information on hotels and similar accommodation facilities.....	19
5.2.2.	Distribution of hotels, hotel complexes, tourism and hotel complexes according to star category.....	19
5.2.3.	Number of guests accommodated in hotels and similar accommodation facilities by region of usual residence.....	19
5.2.4.	Distribution of guests accommodated in hotels and similar accommodation facilities by duration of stay in 2024.....	20
5.2.5.	Number of hotels and similar accommodation facilities and accommodation capacity by regions and Minsk city in 2024.....	20
5.2.6.	Number of guests and average room occupancy of hotels and similar accommodation facilities by regions and Minsk city in 2024.....	21

5.3. Specialized accommodation facilities

5.3.1.	Information on sanatorium, health resort, health improvement organizations and other specialized accommodation facilities.....	22
5.3.2.	Number of guests accommodated in sanatorium, health resort, health improvement organizations and other specialized accommodation facilities by type of facility.....	22
5.3.3.	Number of guests accommodated in sanatorium, health resort, health improvement organizations and other specialized accommodation facilities by region of usual residence.....	23

CONTENTS

5.3.4.	Distribution of guests accommodated in sanatorium, health resort, health improvement organizations and other specialized accommodation facilities by duration of stay in 2024.....	23
5.3.5.	Number of sanatorium, health resort, health improvement organizations and other specialized accommodation facilities and number of guests accommodated by regions and Minsk city in 2024.....	24
5.3.6.	Distribution of guests accommodated in sanatorium, health resort, health improvement organizations and other specialized accommodation facilities by region of usual residence in 2024.....	24

5.4. Individual accommodation facilities of organizations

5.4.1.	Number of individual accommodation facilities of organizations and accommodation capacity by regions and Minsk city in 2024.....	25
5.4.2.	Main indicators of individual accommodation facilities of organizations	25

5.5. Accommodation facilities provided by individual entrepreneurs

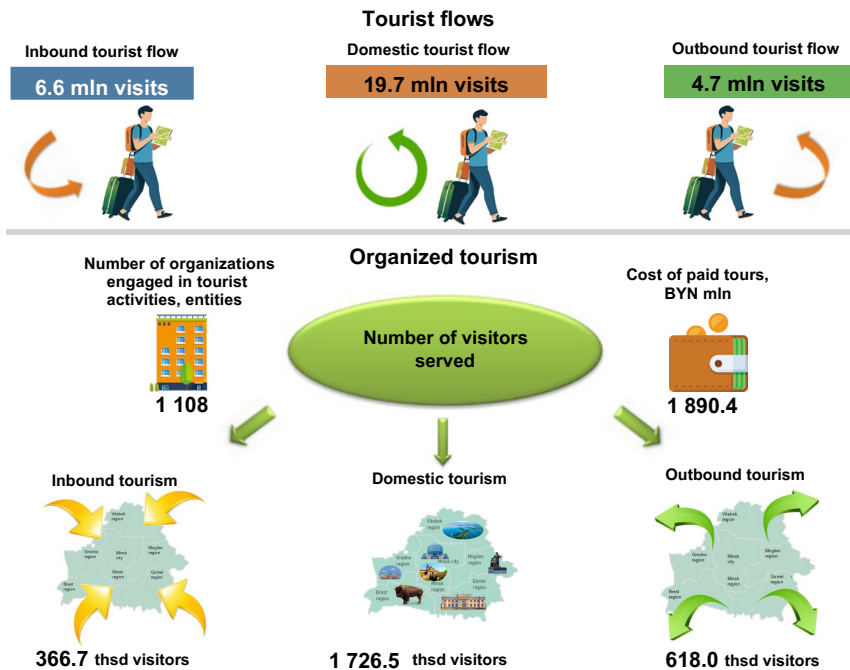
5.5.1.	Main indicators of accommodation facilities provided by individual entrepreneurs...	26
5.5.2.	Number of guests accommodated and accommodation capacity of accommodation facilities provided by individual entrepreneurs by regions and Minsk city in 2024.....	27

6. Rural ecotourism

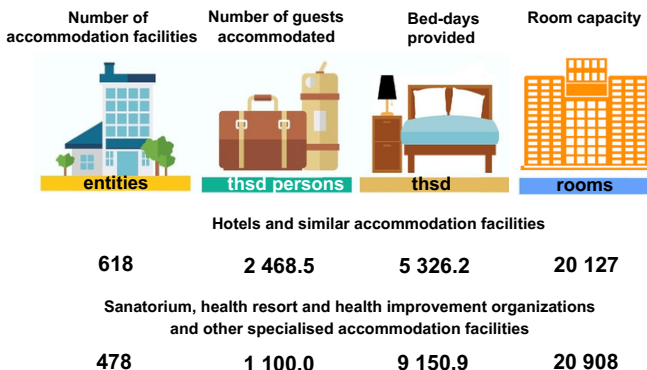
6.1.	Main indicators of rural ecotourism entities in 2024.....	28
6.2.	Distribution of inbound tourists served by rural ecotourism entities by country of usual residence (non-CIS countries) in 2024.....	28
6.3.	Number of rural ecotourism entities and number of tourists served by rural ecotourism entities by region in 2024.....	29

Brief metodological explanations	30
---	-----------

1.TOURISM SECTOR IN THE REPUBLIC OF BELARUS IN 2024



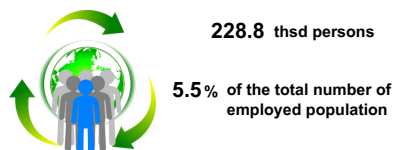
Collective accommodation facilities



Contribution of tourism sector to GDP according to the results of the Tourism Satellite Account of the Republic of Belarus



Employment in tourism sector



2. MAIN INDICATORS OF TOURISM DEVELOPMENT

	2020	2021	2022	2023	2024
Number of inbound tourist trips to the Republic of Belarus, thsd visits	3 598.5	3 361.0	4 920.5	5 678.4	6 645.2
Number of outbound tourist trips from the Republic of Belarus, thsd visits	2 810.4	2 615.6	3 868.7	4 223.8	4 691.9
Number of domestic tourist trips of citizens of the Republic of Belarus, thsd visits	12 217.8	15 490.8	17 163.6	19 841.2	19 747.1
Number of organizations engaged in tourism activities, entities	1 348	1 315	1 203	1 108	1 108
Number of tourists and excursionists served by organizations engaged in tourism activities, thsd persons	911.1	1 738.1	2 022.0	2 493.5	2 711.2
number of organised inbound tourists and excursionists, thsd persons	81.0	71.4	143.0	233.1	366.7
number of organised outbound tourists and excursionists – citizens of the Republic of Belarus, thsd persons	258.6	478.8	348.6	501.2	618.0
number of organised tourists and excursionists – citizens of the Republic of Belarus sent on tours within the territory of the Republic of Belarus, thsd persons	571.5	1 187.9	1 530.4	1 759.2	1 726.5
Cost of tours paid by tourists and excursionists, BYN mln	374.5	918.0	780.3	1 402.1	1 890.4

MAIN INDICATORS OF TOURISM DEVELOPMENT

Continued

	2020	2021	2022	2023	2024
Number of collective accommodation facilities	1 096	1 066	1 066	1 062	1 096
Number of guests accommodated in collective accommodation facilities, thsd persons	1 699.7	2 322.3	2 833.0	3 207.6	3 568.5
Revenue from accommodation in collective accommodation facilities, BYN mln	428.5	615.8	823.7	1 053.5	1 333.9
Number of guests accommodated in accommodation facilities provided by individual entrepreneurs, thsd persons	513.5	544.8	482.9	327.1	327.0
Revenue from accommodation in accommodation facilities provided by individual entrepreneurs, BYN mln	52.5	63.2	57.6	55.4	59.4
Average annual employment in tourism sector ¹⁾ , thsd persons	195.4	192.1	231.5	229.9	228.8
as percentage of total number of employed population	4.5	4.5	5.5	5.5	5.5
Nominal gross average monthly earnings in organizations engaged in tourism sector ¹⁾ , BYN	1 028.7	1 170.6	1 328.4	1 591.5	1 902.7

¹⁾ Data have been calculated based on the results of the Tourism Satellite Account of the Republic of Belarus.

3. TOURIST FLOWS

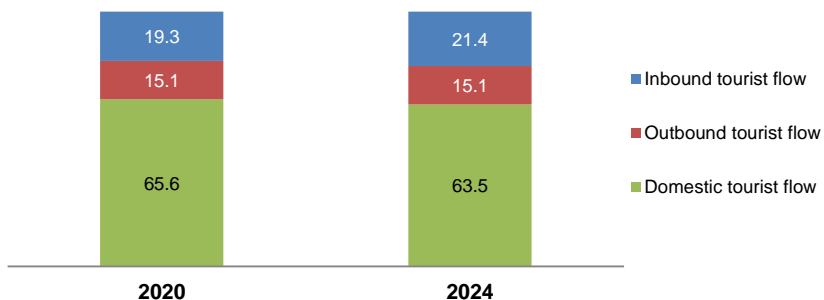
3.1. Number of tourist trips

(thousand visits)

	2020	2021	2022	2023	2024
Number of inbound tourist trips to the Republic of Belarus	3 598.5	3 361.0	4 920.5	5 678.4	6 645.2
from CIS countries	2 885.6	2 900.0	4 224.9	5 038.2	6 248.8
from non-CIS countries	712.9	461.1	695.6	640.2	396.4
Number of outbound tourist trips from the Republic of Belarus	2 810.4	2 615.6	3 868.7	4 223.8	4 691.9
to CIS countries	498.7	557.7	1 031.5	1 040.2	2 061.2
to non-CIS countries	2 311.7	2 058.0	2 837.2	3 183.6	2 630.7
Number of domestic tourist trips of citizens of the Republic of Belarus	12 217.8	15 490.8	17 163.6	19 841.2	19 747.1

3.2. Structure of tourist flows

(percent of total)



4. ORGANIZED TOURISM

4.1. Main indicators of organizations engaged in tourism activities

	2020	2021	2022	2023	2024
Number of organizations engaged in tourism activities	1 348	1 315	1 203	1 108	1 108
tour operators	284	292	293	307	307
travel agencies	787	776	642	529	522
tour operators and travel agencies	277	247	268	272	279
Number of inbound tourists and excursionists, thsd persons	81.0	71.4	143.0	233.1	366.7
Cost of tours paid by inbound tourists and excursionists, BYN mln	20.3	44.3	65.0	95.9	135.9
Number of outbound tourists and excursionists – citizens of the Republic of Belarus, thsd persons	258.6	478.8	348.6	501.2	618.0
Cost of tours paid by outbound tourists and excursionists – citizens of the Republic of Belarus, BYN mln	332.5	819.6	644.0	1 209.7	1 633.1
Number of tourists and excursionists – citizens of the Republic of Belarus sent on tours within the territory of the Republic of Belarus, thsd persons	571.5	1 187.9	1 530.4	1 759.2	1 726.5
Cost of tours paid by tourists and excursionists – citizens of the Republic of Belarus sent on tours within the territory of the Republic of Belarus, BYN mln	21.7	54.1	71.3	96.5	121.4
Average duration of stay of tourists, days					
in the Republic of Belarus	6	10	5	4	4
abroad	9	9	8	8	8

4.2. Number of organizations engaged in tourism activities and number of tourists and excursionists served by organizations engaged in tourism activities by regions and Minsk city in 2024

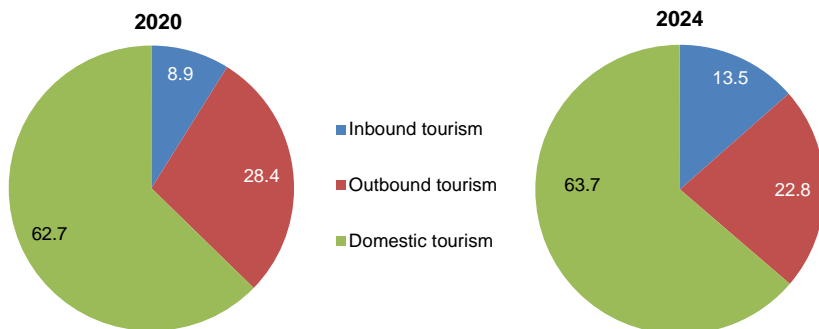


Number of organizations, units

Number of tourists and excursionists, thsd persons

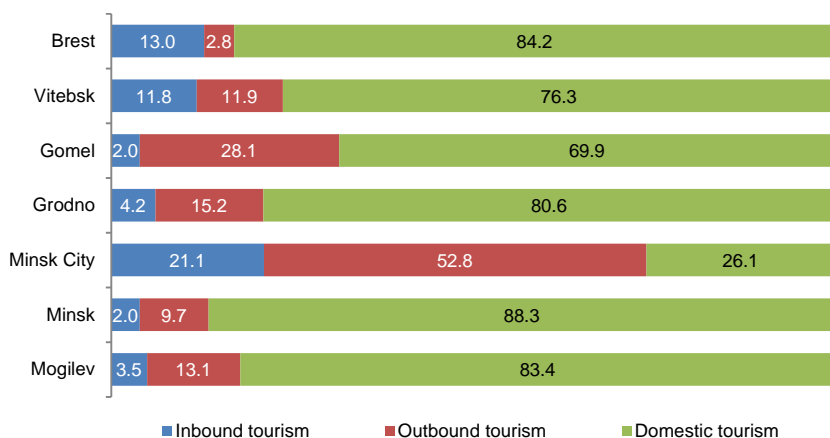
4.3. Distribution of tourists and excursionists served by organizations engaged in tourism activities by form of tourism

(percent of total)



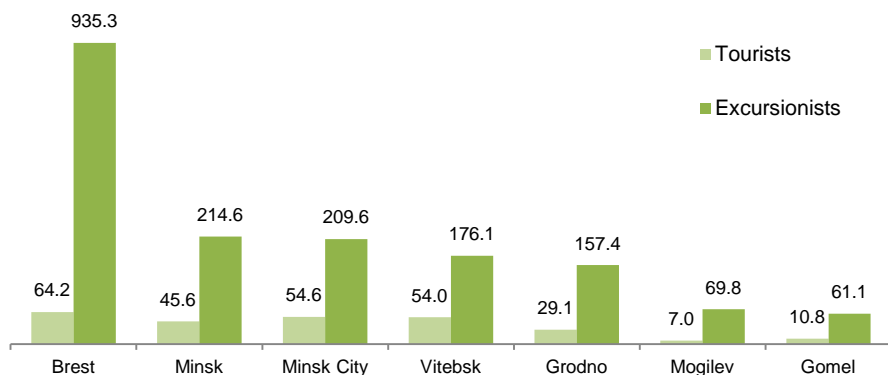
4.4. Distribution of the number of tourists and excursionists served by organizations engaged in tourism activities by form of tourism, by regions and Minsk city in 2024

(percent of total)



4.5. Distribution of the number of citizens of the Republic of Belarus and foreign citizens by direction of tourist travel within the territory of the Republic of Belarus in 2024

(thousand persons)



4.6. Number of tourists and excursionists - citizens of the Republic of Belarus sent on tours within the territory of the Republic of Belarus and served by organizations of the corresponding region (Minsk City)

(persons)

	2020		2024	
	tourists	excursionists	tourists	excursionists
Total	76 985	494 508	137 807	1 588 687
Regions and Minsk City:				
Brest	16 033	326 023	21 044	831 128
Vitebsk	19 066	58 369	27 458	175 842
Gomel	2 822	11 939	13 921	70 701
Grodno	362	14 835	3 335	100 053
Minsk City	30 358	37 183	49 423	183 318
Minsk	5 852	29 942	15 959	116 046
Mogilev	2 492	16 217	6 667	111 599

4.7. Number of inbound tourists and excursionists by region of usual residence

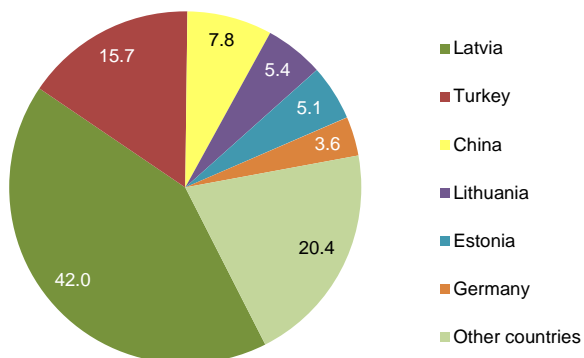
(persons)

	2020	2021	2022	2023	2024
Total tourists and excursionists	80 972	71 388	142 993	233 128	366 732
of which:					
from CIS countries	53 682	53 955	136 806	224 466	356 975
from non-CIS countries	27 290	17 433	6 187	8 662	9 757

4.8. Distribution of inbound tourists and excursionists by country of usual residence (non-CIS countries)

in 2024

(percent of total)



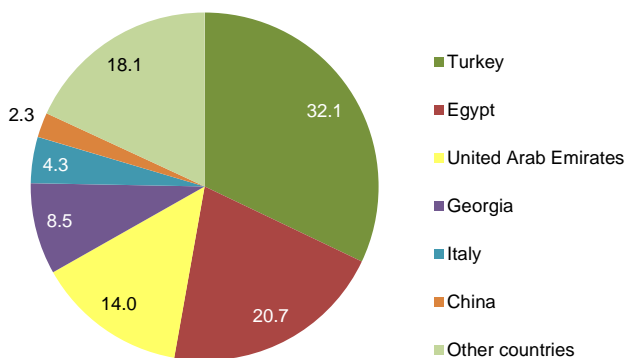
4.9. Number of outbound tourists and excursionists – citizens of the Republic of Belarus by destination

(persons)

	2020	2021	2022	2023	2024
Total tourists and excursionists	258 616	478 760	348 615	501 237	617 990
of which:					
to CIS countries	18 595	52 324	86 473	113 451	145 868
to non-CIS countries	240 021	426 436	262 142	387 786	472 122

4.10. Distribution of outbound tourists and excursionists – citizens of the Republic of Belarus by country of destination (non-CIS countries) in 2024

(percent of total)



5. ACCOMMODATION FACILITIES

5.1. Collective accommodation facilities

5.1.1. Main indicators of collective accommodation facilities

	2020	2021	2022	2023	2024
Number of collective accommodation facilities	1 096	1 066	1 066	1 062	1 096
hotels and similar accommodation facilities	613	592	592	600	618
sanatorium, health resort, health improvement organizations and other specialized accommodation facilities	483	474	474	462	478
Total room capacity, rooms at year-end	40 658	39 855	40 097	40 233	41 035
hotels and similar accommodation facilities	20 319	19 835	19 795	19 985	20 127
sanatorium, health resort, health improvement organizations and other specialized accommodation facilities	20 339	20 020	20 302	20 248	20 908
Number of guests accommodated, thsd persons	1 699.7	2 322.3	2 833.0	3 207.6	3 568.5
hotels and similar accommodation facilities	1 071.1	1 474.3	1 898.8	2 181.5	2 468.5
sanatorium, health resort, health improvement organizations and other specialized accommodation facilities	628.6	847.9	934.2	1 026.0	1 100.0
Bed-days provided by collective accommodation facilities, thsd	8 784.8	11 237.1	12 707.7	13 824.1	14 477.1
hotels and similar accommodation facilities	2 662.7	3 488.2	4 056.0	4 637.3	5 326.2
sanatorium, health resort, health improvement organizations and other specialized accommodation facilities	6 122.1	7 748.9	8 651.6	9 186.8	9 150.9
Revenue from accommodation in hotels and similar accommodation facilities, BYN mln	131.6	190.7	261.4	350.3	484.8
Cost of vouchers or accommodation sold by sanatorium, health resort, health improvement organizations and other specialized accommodation facilities, BYN mln	296.9	425.1	562.3	703.2	849.1

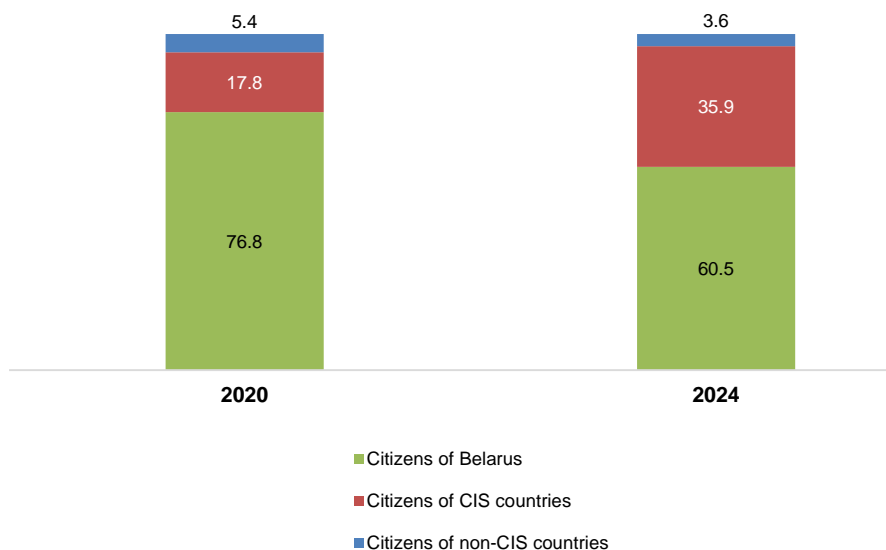
5.1.2. Number of guests accommodated in collective accommodation facilities by region of usual residence

(thousand persons)

	2020	2021	2022	2023	2024
Total guests	1 699.7	2 322.3	2 833.0	3 207.6	3 568.5
of which:					
citizens of Belarus	1 305.2	1 822.2	1 886.3	2 056.5	2 158.1
foreign citizens	394.5	500.0	946.7	1 151.1	1 410.4

5.1.3. Distribution of guests accommodated in collective accommodation facilities by region of usual residence

(percent of total)



5.2. Hotels and similar accommodation facilities

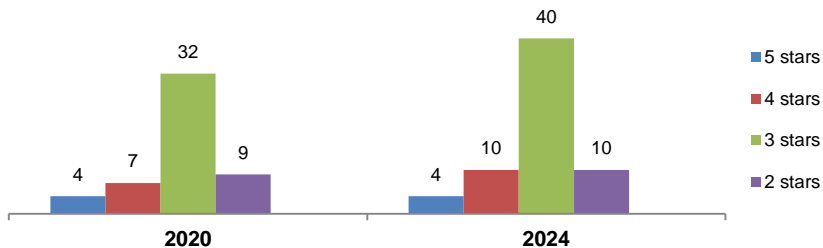
5.2.1. Information on hotels and similar accommodation facilities

(entities)

	2020	2021	2022	2023	2024
Total organisations	613	592	592	600	618
hotels, hotel complexes and tourism and hotel complexes	386	376	375	378	378
with star category	52	54	54	53	64
without star category	334	322	321	325	314
motels	9	6	5	6	6
other	218	210	212	216	234
Accommodation capacity (end of year), thsd bed-places	38.7	37.7	37.9	38.5	39.0
Average room occupancy, percent	18.8	25.4	29.3	33.0	37.3

5.2.2. Distribution of hotels, hotel complexes, tourism and hotel complexes according to star category

(entities)



5.2.3. Number of guests accommodated in hotels and similar accommodation facilities by region of usual residence

(thousand persons)

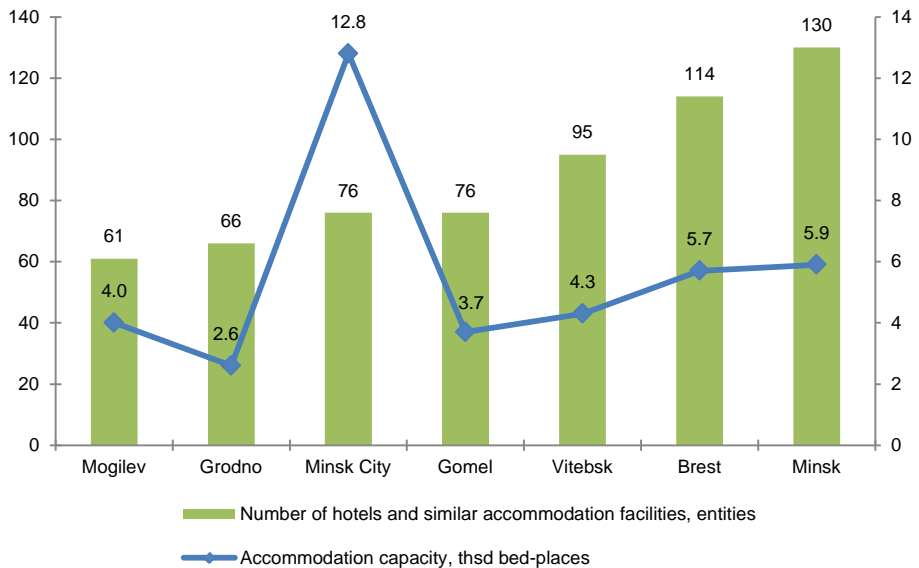
	2020	2021	2022	2023	2024
Total guests	1 071.1	1 474.3	1 898.8	2 181.5	2 468.5
of which:					
citizens of Belarus	750.8	1 072.6	1 101.4	1 219.2	1 276.1
foreign citizens	320.3	401.7	797.4	962.3	1 192.4

5.2.4. Distribution of guests accommodated in hotels and similar accommodation facilities by duration of stay in 2024

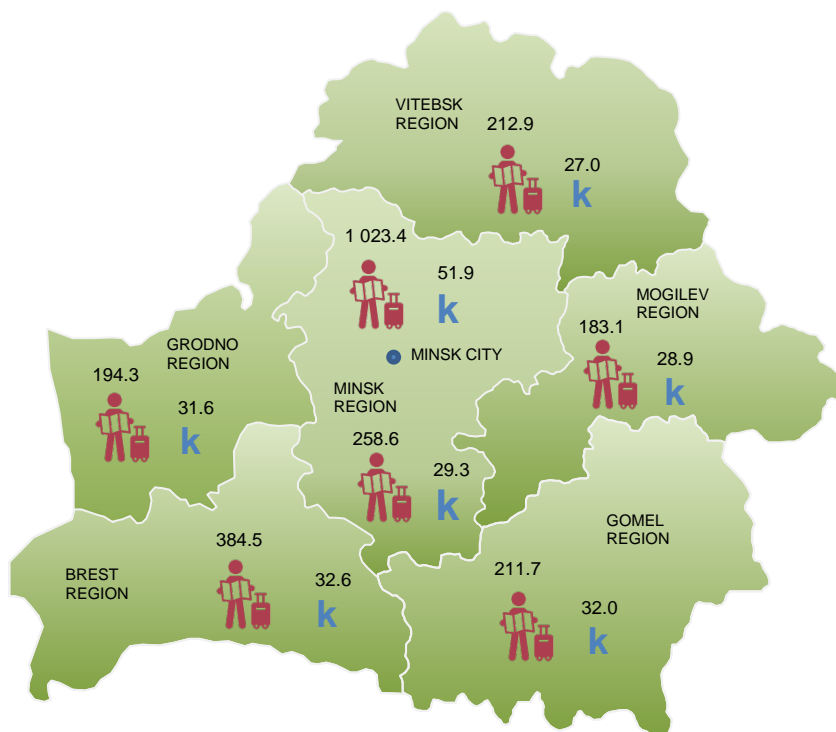
(thousand persons)

	Duration of stay (nights)					
	without overnight stay	1-3 nights	4-7 nights	8-14 nights	15-28 nights	29 and more nights
Total guests	49.7	2 127.8	216.0	49.6	19.8	5.6
of which:						
citizens of Belarus	31.4	1 096.1	100.8	30.2	13.8	3.8
foreign citizens	18.3	1 031.7	115.2	19.4	6.0	1.7

5.2.5. Number of hotels and similar accommodation facilities and accommodation capacity by regions and Minsk city in 2024



5.2.6. Number of guests and average room occupancy of hotels and similar accommodation facilities by regions and Minsk city in 2024



Number of guests accommodated, thousand persons

k

Average room occupancy, percent

5.3. Specialized accommodation facilities

5.3.1. Information on sanatorium, health resort, health improvement organizations and other specialized accommodation facilities

(entities)

	2020	2021	2022	2023	2024
Total organizations	483	474	474	462	478
sanatoria	77	75	75	75	75
children's rehabilitation and health improvement centers	13	13	13	12	12
recreation camps, recreation houses and holiday hotels	97	92	91	86	92
recreation centers (complexes)	21	19	21	22	21
tourist camps, sports and recreation centers	36	36	36	36	37
hunter's and fisherman's houses, hunting complexes	131	133	136	133	138
other specialized accommodation facilities	108	106	102	98	103
Number of bed-places, thsd	48.5	47.8	48.4	48.6	48.6

5.3.2. Number of guests accommodated in sanatorium, health resort, health improvement organizations and other specialized accommodation facilities by type of facility

(thousand persons)

	2020	2021	2022	2023	2024
Total guests	628.6	847.9	934.2	1 026.0	1 100.0
sanatoria	302.5	449.9	512.8	542.6	571.8
children's rehabilitation and health improvement centers	57.8	68.7	73.6	76.7	80.2
recreation camps, recreation houses and holiday hotels	74.3	85.5	91.1	103.3	111.2
recreation centers (complexes)	34.4	38.9	42.8	74.8	80.9
tourist camps, sports and recreation centers	27.2	36.7	38.3	43.7	47.2
hunter's and fisherman's houses, hunting complexes	40.9	47.9	50.1	56.6	61.0
other specialized accommodation facilities	91.6	120.3	125.5	128.3	147.7

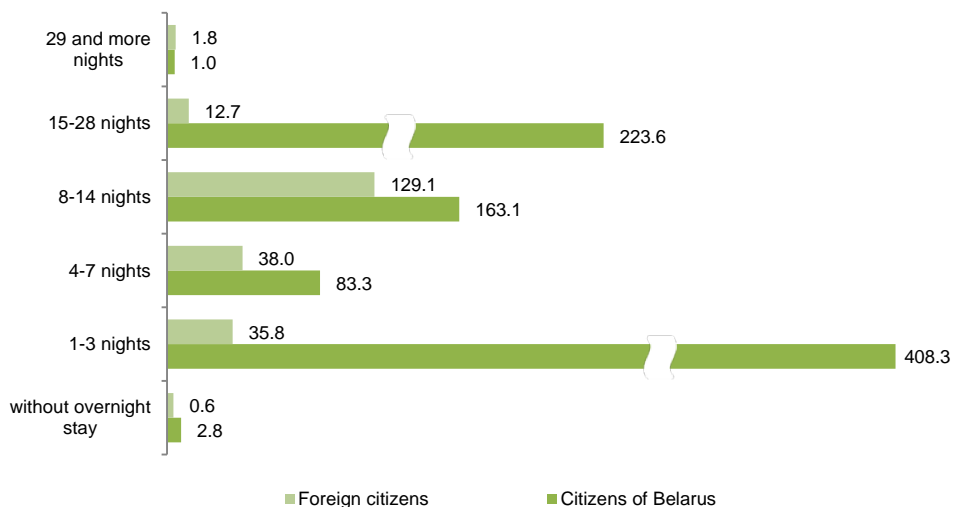
5.3.3. Number of guests accommodated in sanatorium, health resort, health improvement organizations and other specialized accommodation facilities by region of usual residence

(thousand persons)

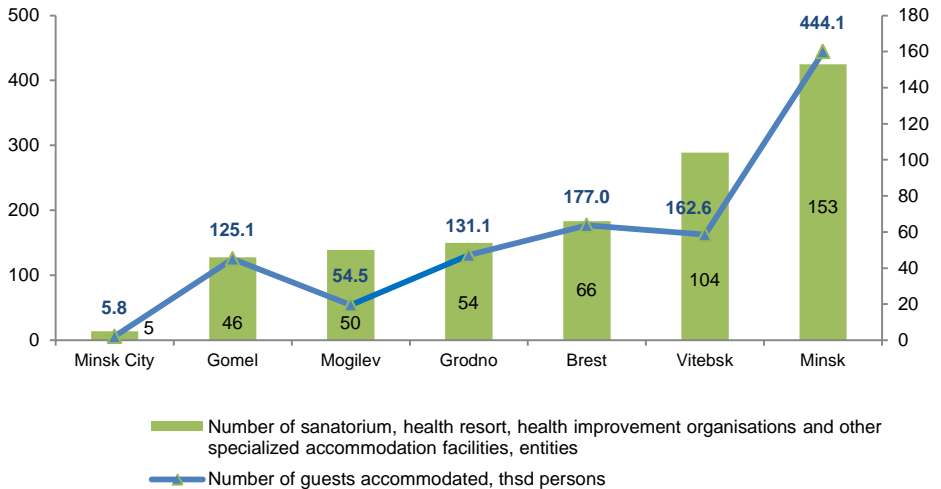
	2020	2021	2022	2023	2024
Total guests	628.6	847.9	934.2	1 026.0	1 100.0
of which:					
citizens of Belarus	554.4	749.6	785.0	837.2	882.0
foreign citizens	74.3	98.3	149.2	188.8	218.0

5.3.4. Distribution of guests accommodated in sanatorium, health resort, health improvement organizations and other specialized accommodation facilities by duration of stay in B 2024

(thousand persons)

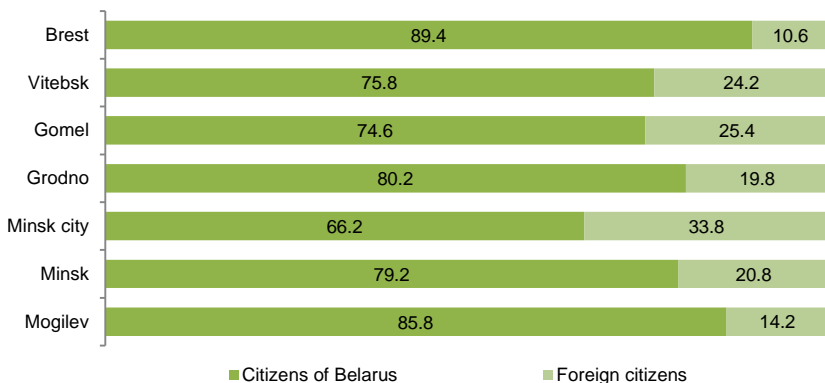


5.3.5. Number of sanatorium, health resort, health improvement organizations and other specialized accommodation facilities and number of guests accommodated by regions and Minsk city in 2024



5.3.6. Distribution of guests accommodated in sanatorium, health resort, health improvement organizations and other specialized accommodation facilities by region of usual residence in 2024

(percent of total)



5.4. Individual accommodation facilities of organizations

(at the end of 2024)

Number of individual accommodation facilities of organizations



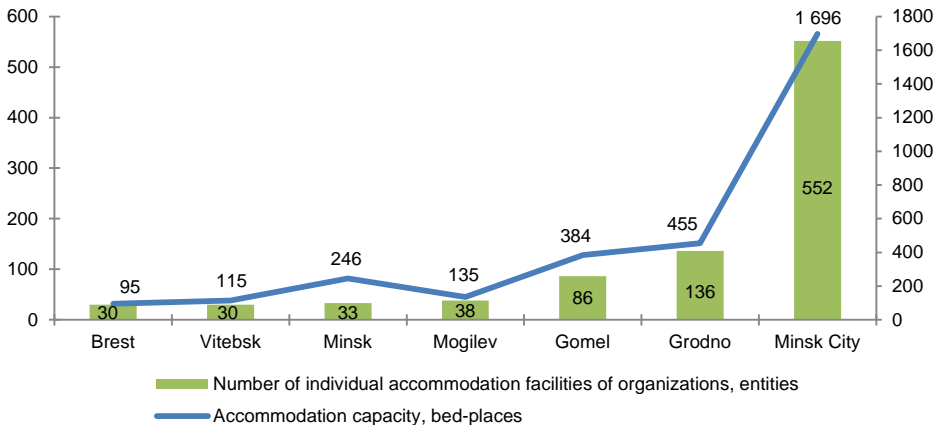
905

Accommodation capacity (number of bed-places)



3 126

5.4.1. Number of individual accommodation facilities of organizations and accommodation capacity by regions and Minsk city in 2024





5.4.2. Main indicators of individual accommodation facilities of organizations

	2021	2022	2023	2024
Guests accommodated, thsd persons	13.6	17.4	49.6	109.3
citizens of Belarus	11.0	13.3	40.8	85.6
foreign citizens	2.6	4.1	8.8	23.6
Provided bed-days, thsd	39.0	52.8	123.0	245.7
citizens of Belarus	26.6	32.7	92.1	185.8
foreign citizens	12.4	20.1	30.9	59.9
Revenue from accommodation, BYN mln	2.2	2.8	7.5	15.8
citizens of Belarus	1.2	1.6	5.6	11.5
foreign citizens	1.0	1.2	1.9	4.3

5.5. Accommodation facilities provided by individual entrepreneurs

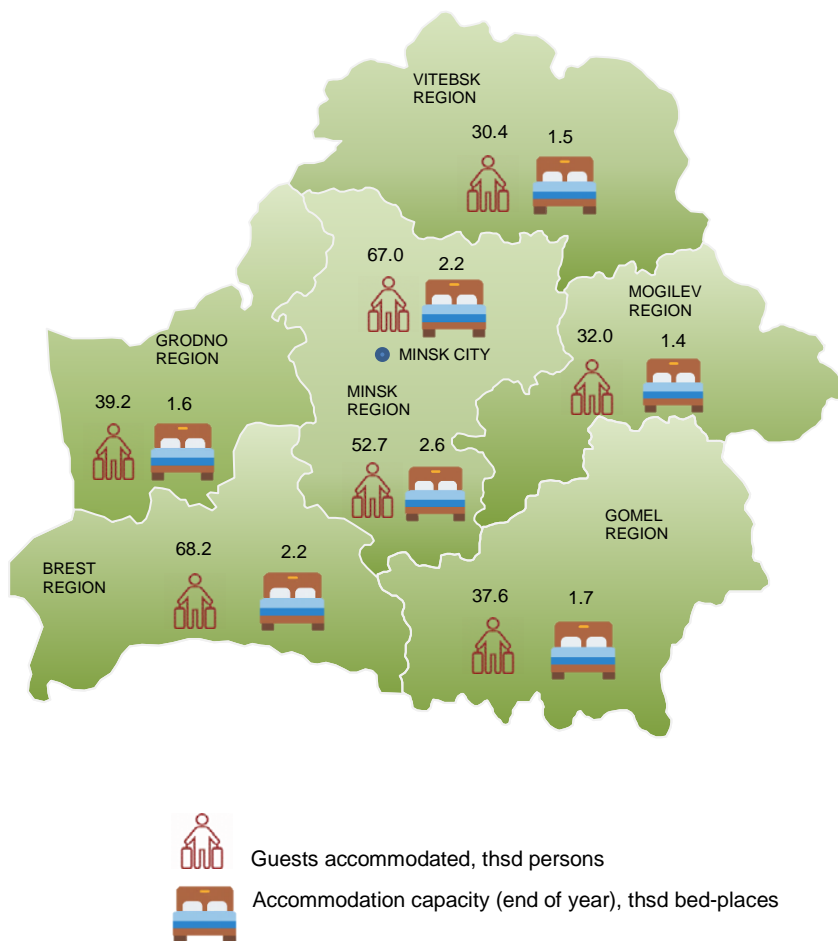
(at the end of 2024)

Number of accommodation facilities provided by individual entrepreneurs			Accommodation capacity (number of bed-places)		
	Collective	44		Collective	1 037
	Individual	2 299		Individual	12 232

5.5.1. Main indicators of accommodation facilities provided by individual entrepreneurs

	2020	2021	2022	2023	2024
Guests accommodated, thsd persons	513.5	544.8	482.9	327.1	327.0
citizens of Belarus	485.7	509.6	447.8	301.0	295.4
foreign citizens	27.8	35.2	35.1	26.1	31.6
Provided bed-days, thsd	2 024.9	2 180.6	1 864.3	1 606.4	1 580.3
citizens of Belarus	1 883.5	1 984.3	1 733.1	1 520.9	1 446.0
foreign citizens	141.4	196.3	131.2	85.5	134.3
Revenue from accommodation, BYN mln	52.5	63.2	57.6	55.4	59.4
citizens of Belarus	45.7	55.0	51.0	50.4	52.8
foreign citizens	6.8	8.2	6.6	4.9	6.6

5.5.2. Number of guests accommodated and accommodation capacity of accommodation facilities provided by individual entrepreneurs by regions and Minsk city in 2024



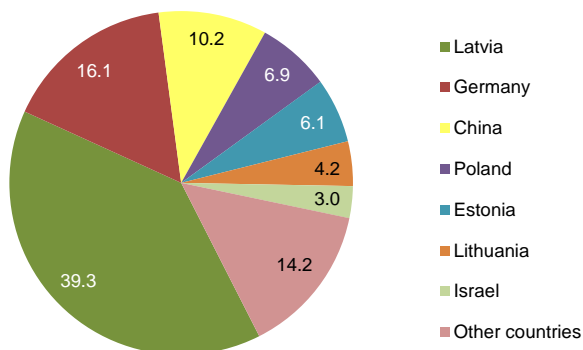
6. RURAL ECOTOURISM

6.1. Main indicators of rural ecotourism entities in 2024

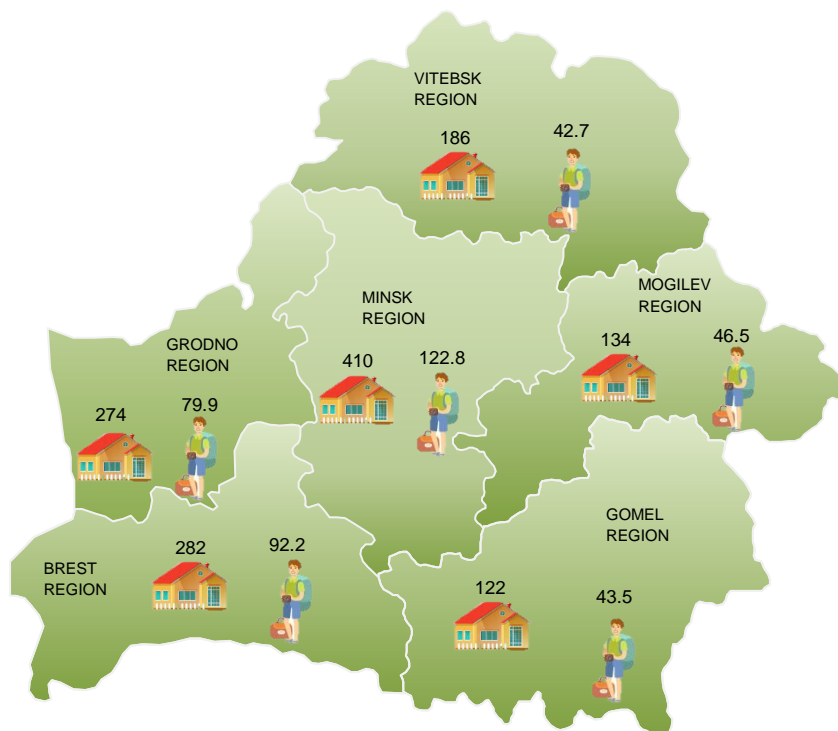


6.2. Distribution of inbound tourists served by rural ecotourism entities by country of usual residence (non-CIS countries) in 2024

(percent of total)



6.3. Number of rural ecotourism entities and number of tourists served by rural ecotourism entities by region in 2024



Number of rural ecotourism entities



Tourists served by rural ecotourism entities, thsd persons

BRIEF METODOLOGICAL EXPLANATIONS

Inbound tourist trip is a tourist travel of a non-resident visitor of the Republic of Belarus from the moment of entry into the Republic of Belarus to the moment of departure from the Republic of Belarus.

Outbound tourist trip of a citizen of the Republic of Belarus is a tourist travel from the moment of departure from the Republic of Belarus to the moment of entry into the Republic of Belarus.

Domestic tourist trip is a tourist travel of a citizen of the Republic of Belarus within the territory of the Republic of Belarus.

Tourist is an individual who makes a tourist journey for the period from 24 hours to one year or the one who has at least one overnight stay in the country (place) of stay.

Excursionist is an individual, who makes an excursion without staying overnight in the country (place) of stay.

Organized tourism is a travel on tours sold by organizations and individual entrepreneurs engaged in tourist activities.

Collective accommodation facilities are facilities that provide short-term accommodation to visitors arrived for business, commercial, health improvement, recreation and other purposes. They are classified into hotels, similar accommodation facilities and specialized accommodation facilities. Specialized accommodation facilities include sanatorium, health resort and health improvement organizations and other specialized accommodation facilities.

Sanatorium and health resort organizations are organizations and their structural (separate) subdivisions that provide sanatorium and health resort treatment services to the population according to the medical specialties according to the results of the state certification, which include sanatorium (for adults, adults and children, children), students' sanatorium-preventorium, children's rehabilitation and health improvement centre, rehabilitation centre (department).

Health improvement organizations are organizations and their structural (separate) subdivisions that provide health improvement services to the population and have passed state certification (including preventorium, recreation centre (complex), recreation house (camp) or included in the list of education and recreation camps and sports and recreation camps, as well as education and recreation centres.

Occupancy rate of accommodation facilities is an indicator that characterizes the use of bed-places in an accommodation facility for a definite period of time, expressed in percent. It is calculated as a ratio of the number of bed-days (overnight stays) provided to guests to the product of the number of places in accommodation facility and the number of days in a definite period.

Rural ecotourism are activities aimed at familiarization of rural ecotourists with the natural, agricultural and cultural potential of the country and national traditions in the process of recreation, health improvement, and stay in rural ecotourism entities.

**Tourism and Tourist Resources
in the Republic of Belarus**

Statistical data book

Responsible for the issue:

Irina Chigiryova

Tel.: (+375-17) 355-95-10