



INDUSTRIAL PRODUCTION VOLUME AND INDEX OF INDUSTRIAL PRODUCTION OF THE REPUBLIC OF BELARUS

Index of Industrial Production (at constant prices)

January-May 2026

REPUBLIC OF BELARUS


98.6%



Industrial Production Volume (at current prices, BYN million)

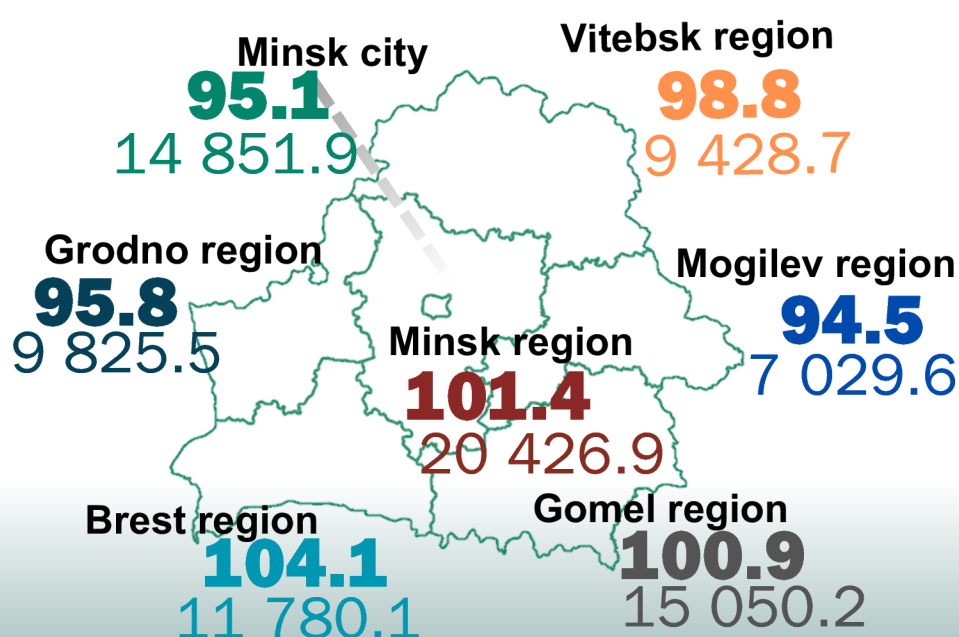
REPUBLIC OF BELARUS

88 392.8



REGIONS


(%; BYN million)



KINDS OF ECONOMIC ACTIVITY

	(index)	(volume)	(share of BCDE; %)
	102.5%	1 192.6 BYN million	1.3
	96.8%	76 993.0 BYN million	87.1
	108.2%	8 481.9 BYN million	9.6
	101.1%	1 725.4 BYN million	2.0

Current information is posted



STATISTICAL DATABASE



SUSTAINABLE DEVELOPMENT GOALS IN BELARUS



REGIONAL INDICATORS OF THE SUSTAINABLE DEVELOPMENT GOALS IN BELARUS

Provided for information purposes. The data are preliminary and are subject to future revision. The use of the information is authorised, provided the National Statistical Committee of the Republic of Belarus is acknowledged as the source.