



ABOUT RETAIL TRADE IN THE REPUBLIC OF BELARUS

2025

RETAIL TURNOVER

Republic of Belarus

BYN **104 772,4** million

**107,1%** of 2024 at constant prices



BYN **11 535,4** per capita

Retail facilities

**65 216** units

Shops

**59 228** units



Tents and kiosks

**5 988** units



Sales area of shops

**6 489,4** thsd sq m

per 10 000 population

**7 165,7** sq m

on average per shop

**110** sq m

Number of online stores of trade organizations



**4 358** units

**+3,8%** of 2024

# RETAIL TURNOVER OF TRADE ORGANIZATIONS VIA THE INTERNET

Republic of Belarus



BYN **14 096,9** million

**14,1%**

share in retail turnover of trade organizations

**+2,4 p.p.**  
of 2024



## The best-selling products online

(as a percentage of retail turnover received via the Internet)

clothes

**25,8%**




household electrical appliances and tools

**16,1%**




parts and accessories for vehicles

**7,4%**



building materials

**6,7%**



perfume and cosmetic products and toiletries

**4,9%**

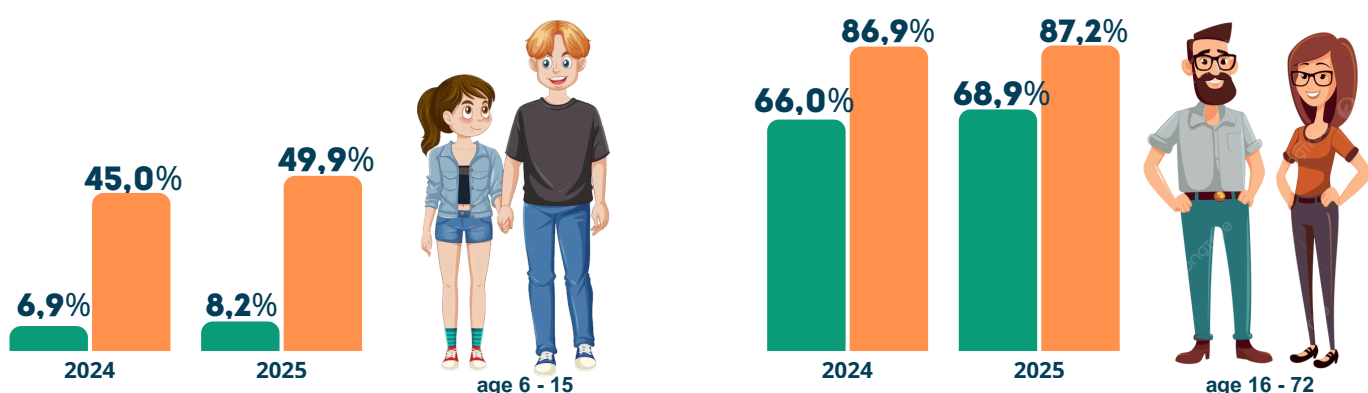


\*Except for organizations without departmental subordination with a staff of up to 49 people inclusive

## Using the Internet to purchase goods and services\*\*

(% of the total number of Internet users of the corresponding age)

search for information about goods and services    ordering goods and services



\*\*According to data of sample household living standards survey

Current information is located:



Presented for information purposes.  
When using the information, the reference to the National Statistical Committee of the Republic of Belarus is mandatory.

Tel: +375 17 355 95 10  
E-mail: [torgovlya@belstat.gov.by](mailto:torgovlya@belstat.gov.by)

Address:  
12 Partizansky avenue,  
220070 Minsk, Belarus