



INDUSTRIAL PRODUCTION VOLUME AND INDEX OF
INDUSTRIAL PRODUCTION OF THE REPUBLIC OF BELARUS

Index of Industrial Production
(at constant prices)

January-November
2025

REPUBLIC OF BELARUS

98.3%



Industrial Production Volume
(at current prices, BYN million)

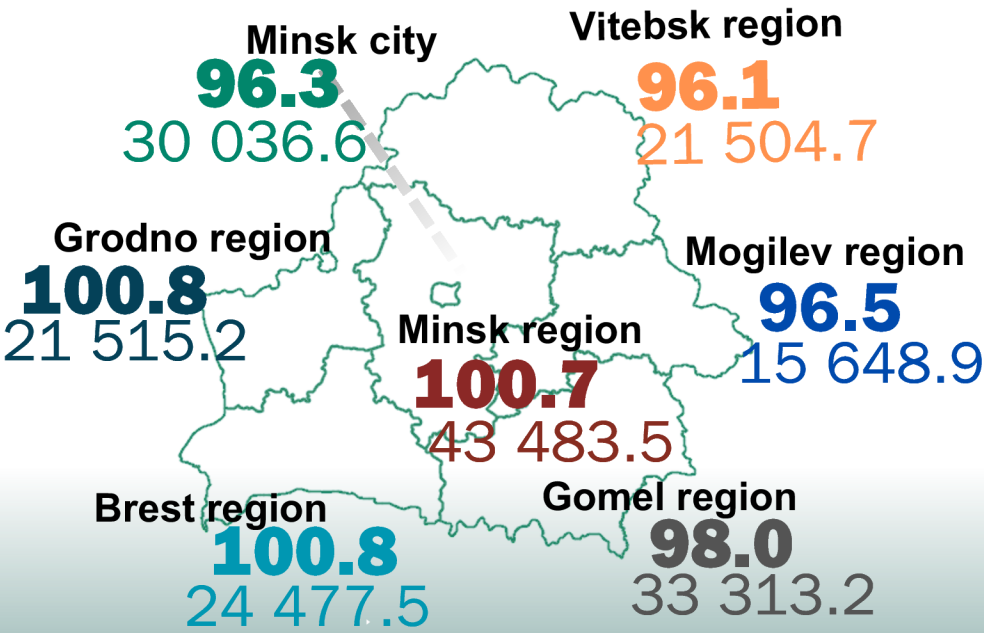
REPUBLIC OF BELARUS

189 979.6







REGIONS


(%; BYN million)



KINDS OF ECONOMIC ACTIVITY

	(index)	(volume)	(share of BCDE; %)
	Mining and quarrying		
	102.7%	2 627.7 BYN million	1.4
	Manufacturing		
	97.7%	169 110.4 BYN million	89.0
	Electricity, gas, steam, hot water and air conditioning supply		
	102.0%	14 696.9 BYN million	7.7
	Water supply; waste management and remediation activities		
	100.0%	3 544.6 BYN million	1.9

Current information is posted



STATISTICAL
DATABASE



SUSTAINABLE DEVELOPMENT
GOALS IN BELARUS



REGIONAL INDICATORS OF THE
SUSTAINABLE DEVELOPMENT
GOALS IN BELARUS

Provided for information purposes.
The data are preliminary and are subject to future revision.
The use of the information is authorised, provided the National Statistical Committee of the Republic of Belarus is acknowledged as the source.