



INDUSTRIAL PRODUCTION VOLUME AND INDEX OF INDUSTRIAL PRODUCTION OF THE REPUBLIC OF BELARUS

January-February 2025

Index of Industrial Production (at constant prices)

REPUBLIC OF BELARUS


102%



Industrial Production Volume (at current prices, BYN. million)

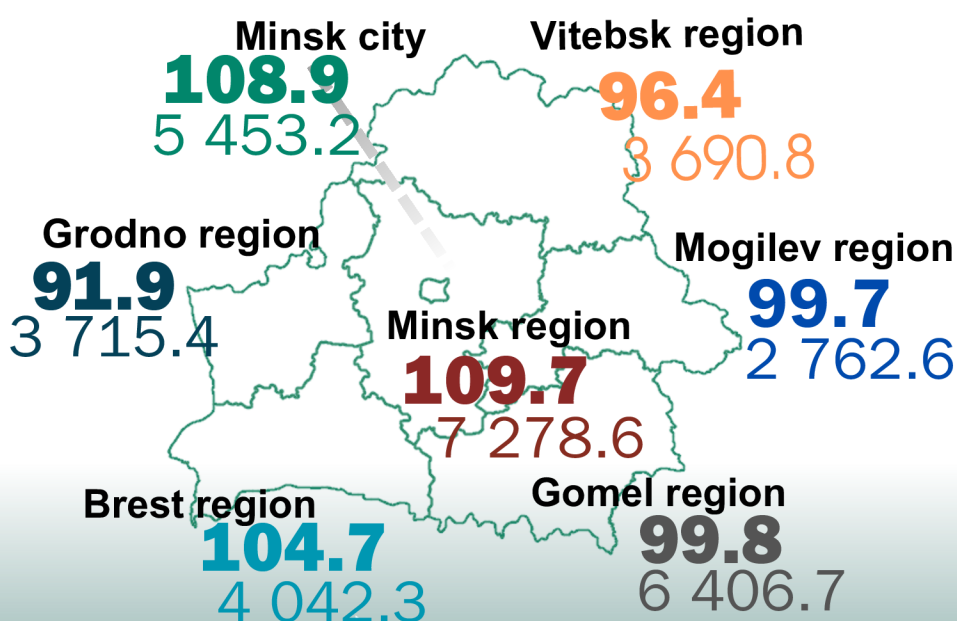
REPUBLIC OF BELARUS

33 349.6



REGIONS

(%; BYN. million)



KINDS OF ECONOMIC ACTIVITY



(index)

(volume)

(share of BCDE; %)

Mining and quarrying

100.9%

470.9 BYN.million

1.4



Manufacturing

102.6%

29 047.7 BYN.million

87.1



Electricity, gas, steam, hot water and air conditioning supply

99.3%

3 213 BYN.million

9.6




Water supply; waste management and remediation activities

100.1%

618 BYN.million

1.9

Current information is posted



STATISTICAL DATABASE



SUSTAINABLE DEVELOPMENT GOALS IN BELARUS



REGIONAL INDICATORS OF THE SUSTAINABLE DEVELOPMENT GOALS IN BELARUS

Provided for information purposes. The data are preliminary and are subject to future revision. The use of the information is authorised, provided the National Statistical Committee of the Republic of Belarus is acknowledged as the source.