



STANDARDS OF LIVING OF POPULATION  
(data of sample household living standards survey)


in Quarter III, 2025

LOW-INCOME POPULATION  
(% of total population corresponding group)

REPUBLIC OF BELARUS

Proportion of the population with average per capita disposable resources below the minimum subsistence budget\*

3.4%



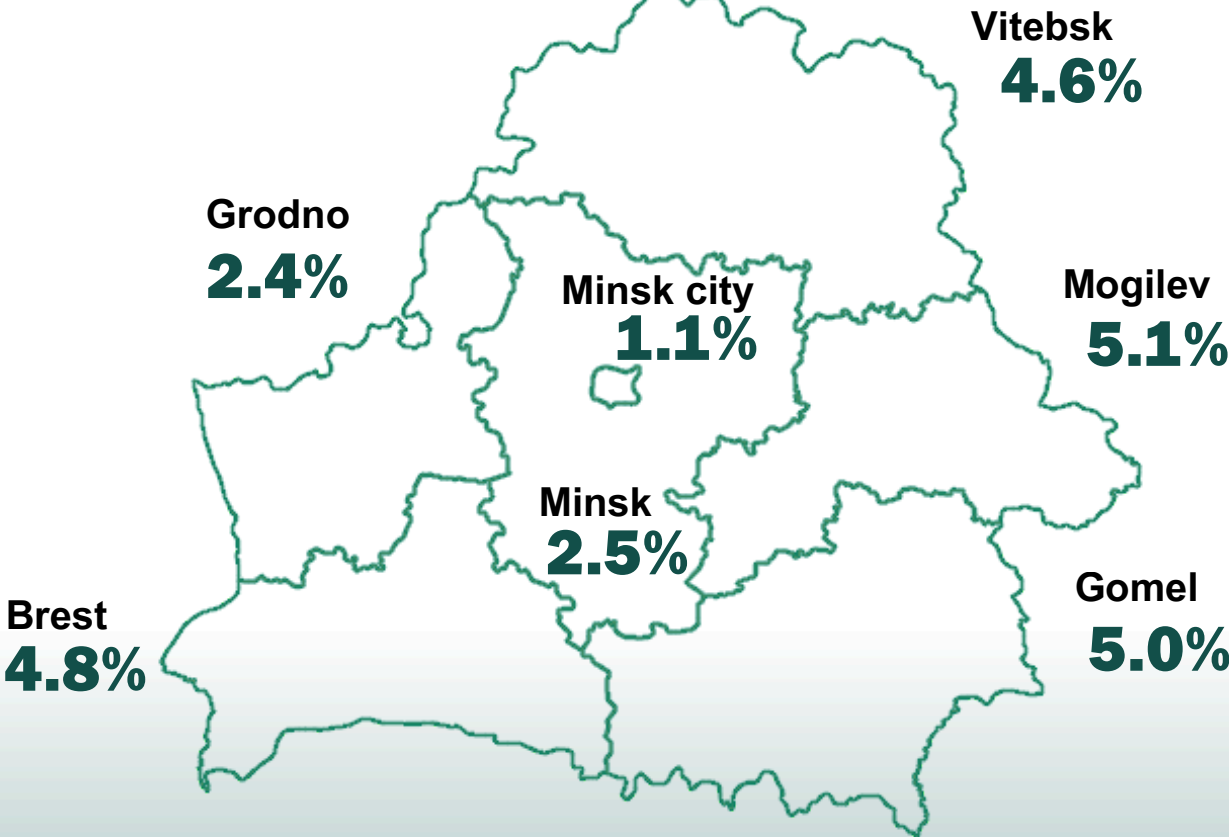
2.7%



5.6%

BY REGIONS AND MINSK CITY

(percent)



\*Minimum subsistence budget – the value of the minimum set of food products, non-food goods and services plus compulsory payments and contributions (on average per capita).

MAIN GROUPS OF CONSUMPTION EXPENDITURE

(% of total consumption expenditure)



Food

37.2%




Services

24.7%



Non-food goods

35.9%



of which  
housing and utilities

5.4%

Current information is located:



Presented for information purposes.  
When using the information the reference to the National Statistical Committee of the Republic of Belarus is mandatory.