



STANDARDS OF LIVING OF POPULATION  
(data of sample household living standards survey)


in Quarter I, 2025

LOW-INCOME POPULATION  
(% of total population corresponding group)

REPUBLIC OF BELARUS

Proportion of the population with average per capita disposable resources below the minimum subsistence budget\*

3.5%



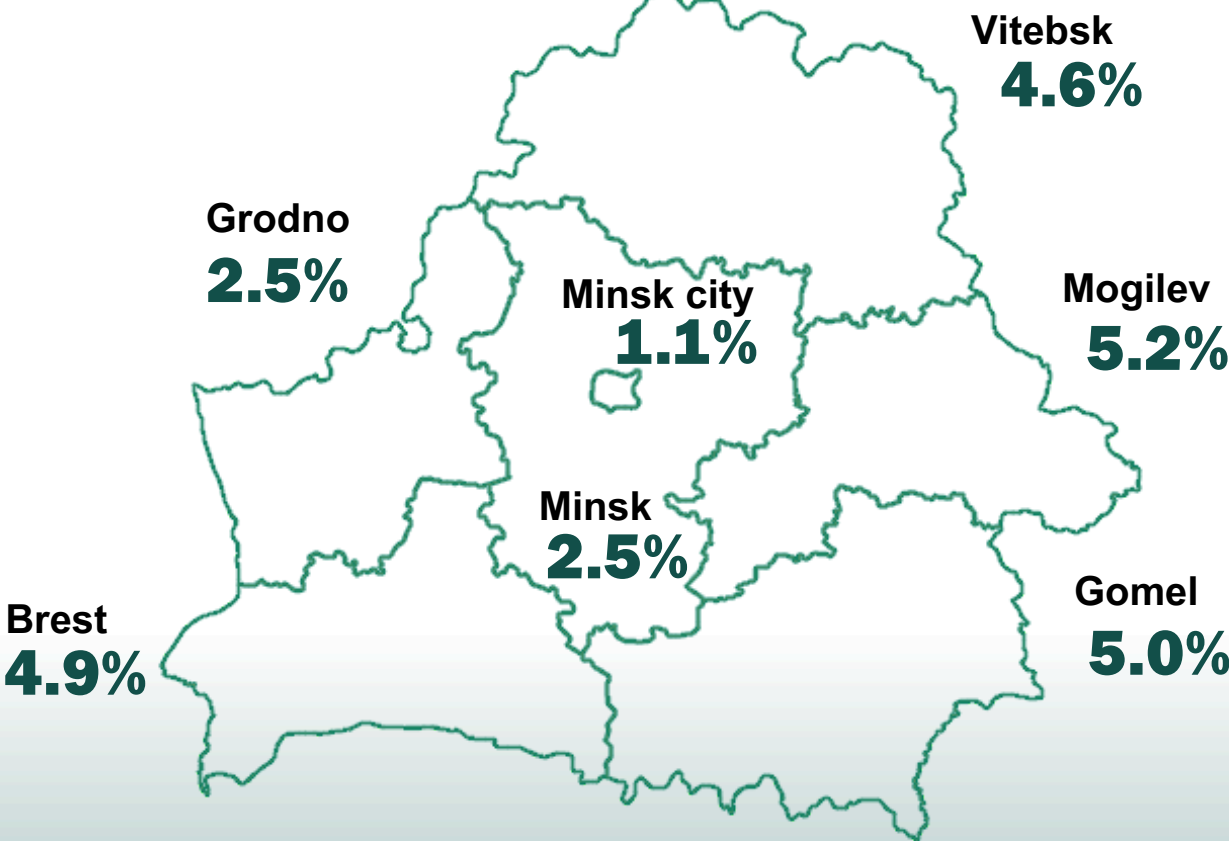
2.8%



5.7%

BY REGIONS AND MINSK CITY

(percent)



\*Minimum subsistence budget – the value of the minimum set of food products, non-food goods and services plus compulsory payments and contributions (on average per capita).

MAIN GROUPS OF CONSUMPTION EXPENDITURE

(% of total consumption expenditure)



Food

38.4%



Services


25.0%



Non-food goods

34.2%

of which housing and utilities



6.9%

Current information is located:



Presented for information purposes.  
When using the information the reference to the National Statistical Committee of the Republic of Belarus is mandatory.