



RETAIL TRADE OF THE REPUBLIC OF BELARUS

in 2024

RETAIL TURNOVER

Republic of Belarus

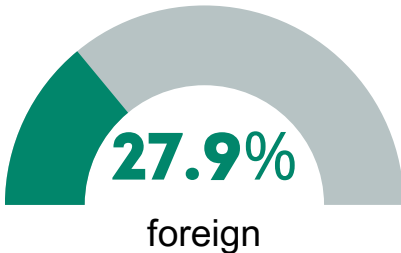
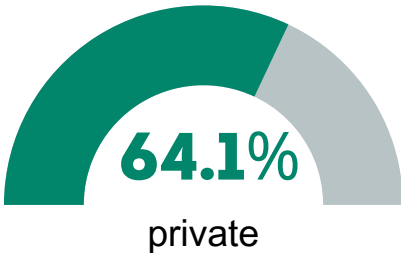
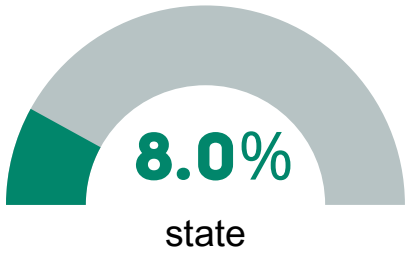
BYN **91 901.9** million
112.2% of 2023
at constant prices



Retail turnover per capita

BYN **10 063**
112.8% of 2023
at constant prices

Retail turnover
by ownership type
(% of total)



Retail facilities

66 564 units

Shops

60 165 units



Tents and kiosks

6 399 units



Sales area of shops

6 475.4 thsd sq m



on average per shop

108 sq m



per 10 000 population

7 108.6 sq m

Current information is located:



Presented for information purposes.
When using the information, the reference
to the National Statistical Committee of the Republic of Belarus is mandatory.