



VISUALLY ABOUT BUSINESS FINANCE IN  
THE REPUBLIC OF BELARUS

for 2024

REVENUE FROM SALES OF PRODUCTS,  
GOODS, WORKS, SERVICES

Republic of Belarus

(billion rubles)

**440.2**

**+13.6%**  
by 2023



PROFIT FROM THE SALE OF PRODUCTS,  
GOODS, WORKS, SERVICES

Republic of Belarus

(billion rubles)

**27.3**

**+1.1%**  
by 2023



PROFITABILITY OF SALES

Republic of Belarus

(percent)

**6,2**




NET PROFIT

Republic of Belarus

(billion rubles)

**16.0**

**+6.2%**  
by 2023



ACCOUNTS RECEIVABLE


Republic of Belarus

(billion rubles)

**79.1**

PROPORTION OF  
OVERDUE DEBT

**11.1%**



ACCOUNTS PAYABLE

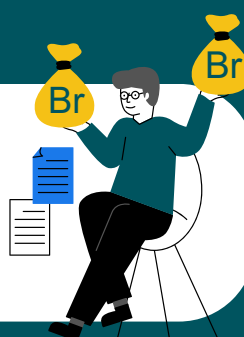
Republic of Belarus

(billion rubles)

**96.6**

PROPORTION OF  
OVERDUE DEBT

**10.7%**



INDEBTEDNESS UNDER  
CREDITS AND LOANS

Republic of Belarus

(billion rubles)

**130.0**

PROPORTION OF  
OVERDUE DEBT

**1.9%**



The latest information is posted:



Provided for informational purposes.  
When using the information, a reference to  
The National Statistical Committee of the Republic of Belarus is mandatory