





Fixed capital investment in January – August 2024

24.9 BYN billion of fixed capital investment used

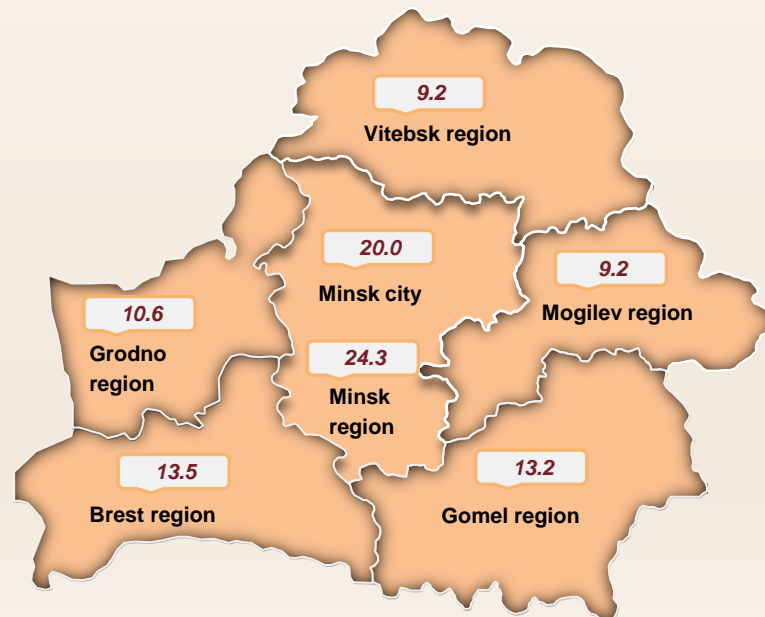
Structure of fixed capital investment by ownership type (as % of total investment)

	State-owned	43.8
	Privately-owned	52.1
	Foreign-owned	4.1

Technological structure of fixed capital investment (as % of total investment)

	Building and assembly works	47.9
	Machinery, equipment, transport vehicles	39.5
	Other works and costs	12.6

Share of regions and Minsk city in the country's total fixed capital investment (as % of total)



When using the information, the reference to National Statistical Committee of the Republic of Belarus is obligatory.