



CATERING OF THE REPUBLIC OF BELARUS

in 2024

CATERING TURNOVER OF THE REPUBLIC OF BELARUS

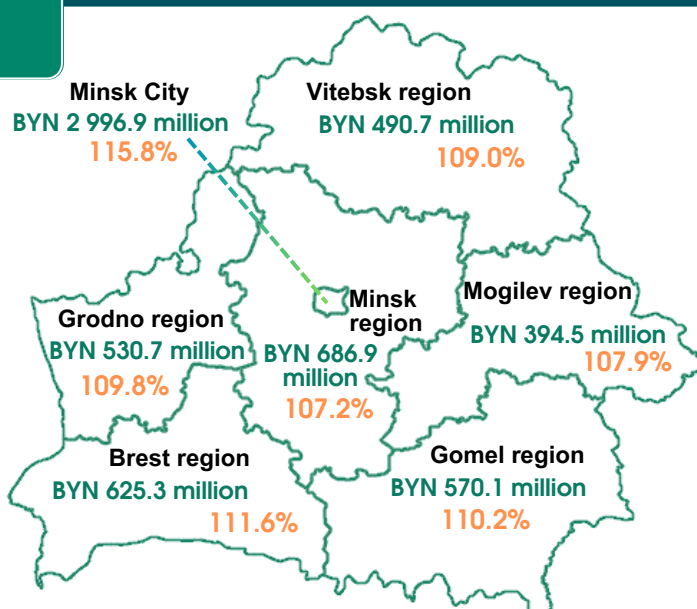
Republic of Belarus

BYN **6 295.1** million
112.3% of 2023
at constant prices

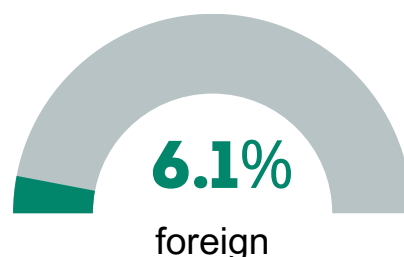
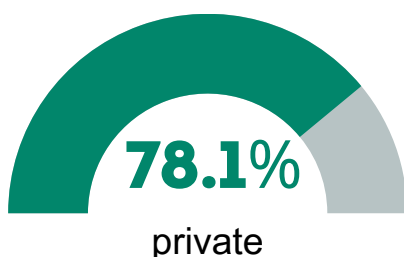
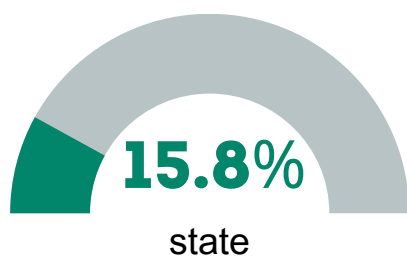


By regions and Minsk City

(BYN million; at constant prices of 2023)



Catering turnover
by ownership type
(% of total)



Catering facilities


16 255 units
790 125 seats

of 2023

+521 units
+12 457 seats


Restaurants

628 units
64 135 seats



Cafes and mini-cafes

4 833 units
148 901 seats




Fast-food restaurants

379 units
25 556 seats




Canteens

4 079 units
433 400 seats




Bars

1 443 units
50 438 seats



Other catering facilities

4 893 units
67 695 seats



Current information is located:



Presented for information purposes.
When using the information, the reference
to the National Statistical Committee of the Republic of Belarus is mandatory.