

# Retail trade of the Republic of Belarus in 2023



Retail turnover per capita  
**BYN 8 384.2**  
 108.7% of 2022 at constant prices

	BYN million	at constant prices of 2022
<b>Retail turnover</b>	<b>76 952.3</b>	<b>108.2</b>
<b>Retail turnover of retail organizations</b>	<b>72 406.8</b>	<b>108.9</b>

**Sales area of shops**  
 6 423.1 thsd sq m

**on average per shop**  
 107 sq m

**per 10 000 population**  
 7 015 sq m

## Retail facilities

**66 671 units**

### Shops

59 826 units

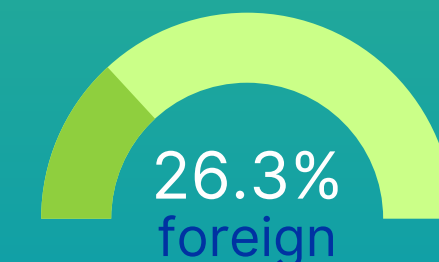
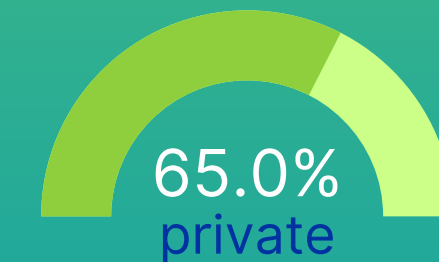
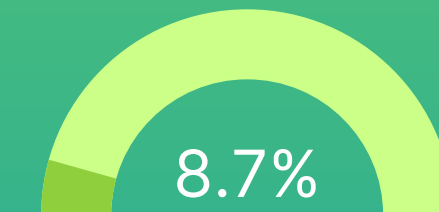


### Tents and kiosks

6 845 units



## Retail turnover by ownership type (% of total)



**Fuel filling stations**  
 918 units

**Non-isolated retail facilities**  
 11 830 units

**Mobile vehicles of retail delivery trade**  
 5 469 units

When using the information, the reference to the National Statistical Committee of the Republic of Belarus is mandatory.

© National Statistical Committee of the Republic of Belarus

Tel: +375 17 350 23 81  
 E-mail: [torgovlya@belstat.gov.by](mailto:torgovlya@belstat.gov.by)

Address:  
 12 Partizansky avenue,  
 220070 Minsk, Belarus