

# BUSINESS DEMOGRAPHY IN THE REPUBLIC OF BELARUS

Business demography is a statistical domain that studies demographic events occurring to legal entities that are for-profit organisations

## ENTERPRISE ACTIVITY

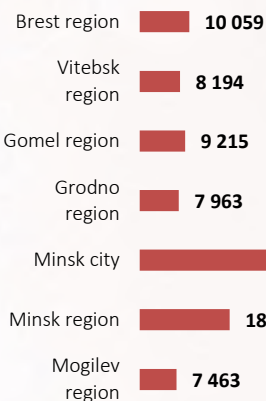



Number of  
active enterprises

2022 **104 250**

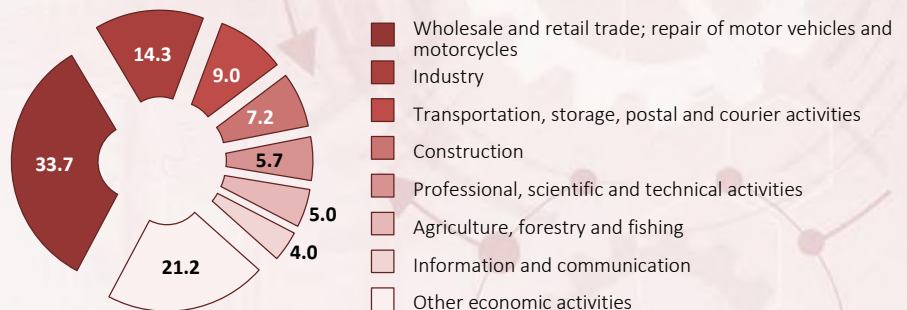
Share of active enterprises  
by age in 2022

(% of the total number of active enterprises)



Share of active enterprises  
by economic activity in 2022

(% of the total number of active enterprises)



## ENTERPRISE BIRTHS



Number of  
enterprise births

2022 **7 820**

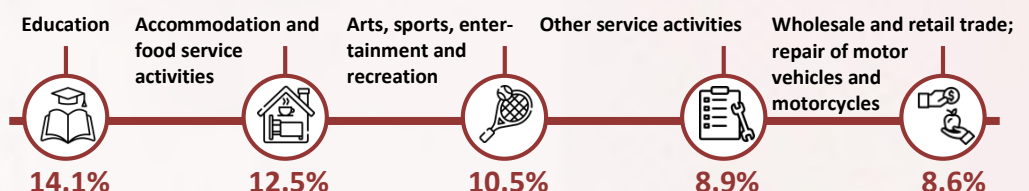
Enterprise  
birth rate

2022 **7.5%**

Enterprise birth rate in 2022, %

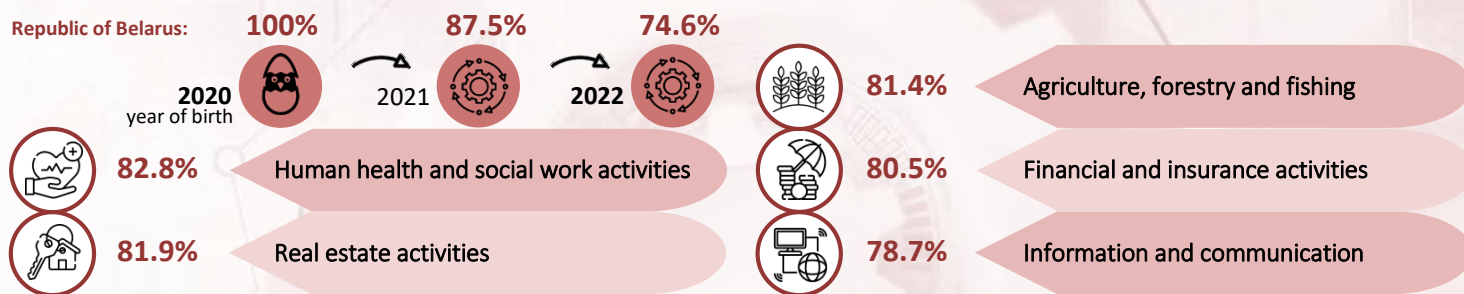


TOP 5 economic activities  
by enterprise birth rate in 2022



# ENTERPRISE SURVIVAL

## TOP 5 economic activities by survival rate of newly born enterprises within two years



# ENTERPRISE DEATHS



Number of enterprise deaths	
2020	6 896

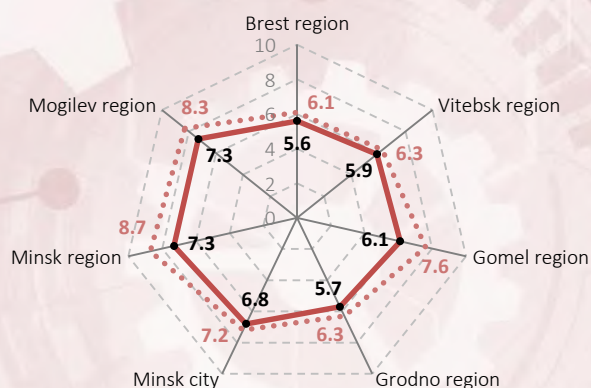
Enterprise death rate	
2020	6.6%

↓ -12.2% to 2019

↓ -0.7 pp to 2019

## Enterprise death rate, %

..... Enterprise death rate in 2019  
 —●— Enterprise death rate in 2020



# ENTERPRISE GROWTH

## Share of enterprises by economic activity in 2022

Economic Activity	% of the total number of high-growth enterprises, gazelles and mice respectively	High-growth enterprises	Gazelles	Mice
		Industry	26.2	22.4
Wholesale and retail trade; repair of motor vehicles and motorcycles	23.7	21.1	28.5	
Information and communication	15.3	24.3	9.9	
Construction	7.1	5.3	7.9	
Transportation, storage, postal and courier activities	6.8	3.9	9.9	
Other economic activities	20.9	23.0	22.4	

When using the information, the reference to the National Statistical Committee of the Republic of Belarus is mandatory.