







Fixed capital investment in January – October 2023

27.5 BYN billion of fixed capital investment used

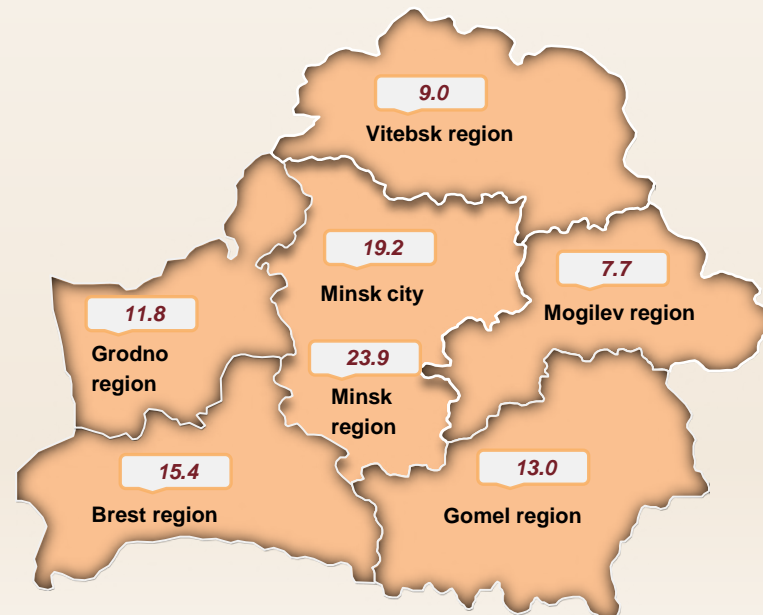
**Structure
of fixed capital investment
by ownership type**
(as % of total investment)

	State-owned	43.0
	Privately-owned	50.6
	Foreign-owned	6.3

**Technological structure
of fixed capital investment**
(as % of total investment)

	Building and assembly works	48.9
	Machinery, equipment, transport vehicles	38.5
	Other works and costs	12.6

**Share of regions and Minsk city in the
country's total fixed capital investment**
(as % of total)



When using the information, the reference to National Statistical Committee of the Republic of Belarus is obligatory.