

GROSS DOMESTIC PRODUCT BY PRODUCTION APPROACH FOR 2022

GDP

BYN 193.7 BILLION —  — 95.3% BY 2021



PRODUCTION SECTOR — 41.1%
AGRICULTURE,
INDUSTRY, CONSTRUCTION



SERVICES SECTOR — 48.2%
TRADE, TRANSPORT, INFORMATION AND COMMUNICATION,
OTHER ECONOMIC ACTIVITIES



NET TAXES ON PRODUCTS — 10.7%
TAXES ON PRODUCTS LESS SUBSIDIES ON PRODUCTS

GROSS VALUE

ADDED BY MAIN ECONOMIC ACTIVITIES

(AT CURRENT PRICES; BYN MILLION/AS % OF GDP)



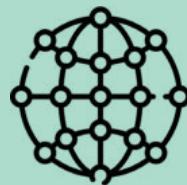
**AGRICULTURE,
FORESTRY AND FISHING**
BYN 15 580.3 MILLION / 8.1%



**TRANSPORTATION, STORAGE,
POSTAL AND COURIER ACTIVITIES**
BYN 9 643.8 MILLION / 5.0%



INDUSTRY
BYN 54 697.5 MILLION / 28.2%



INFORMATION AND COMMUNICATION
BYN 11 905.8 MILLION / 6.1%



CONSTRUCTION
BYN 9 293.4 MILLION / 4.8%



**OTHER ECONOMIC
ACTIVITIES**
BYN 52 981.6 MILLION / 27.4%



**WHOLESALE AND RETAIL TRADE;
REPAIR OF MOTOR VEHICLES
AND MOTORCYCLES**
BYN 18 856.9 MILLION / 9.7%

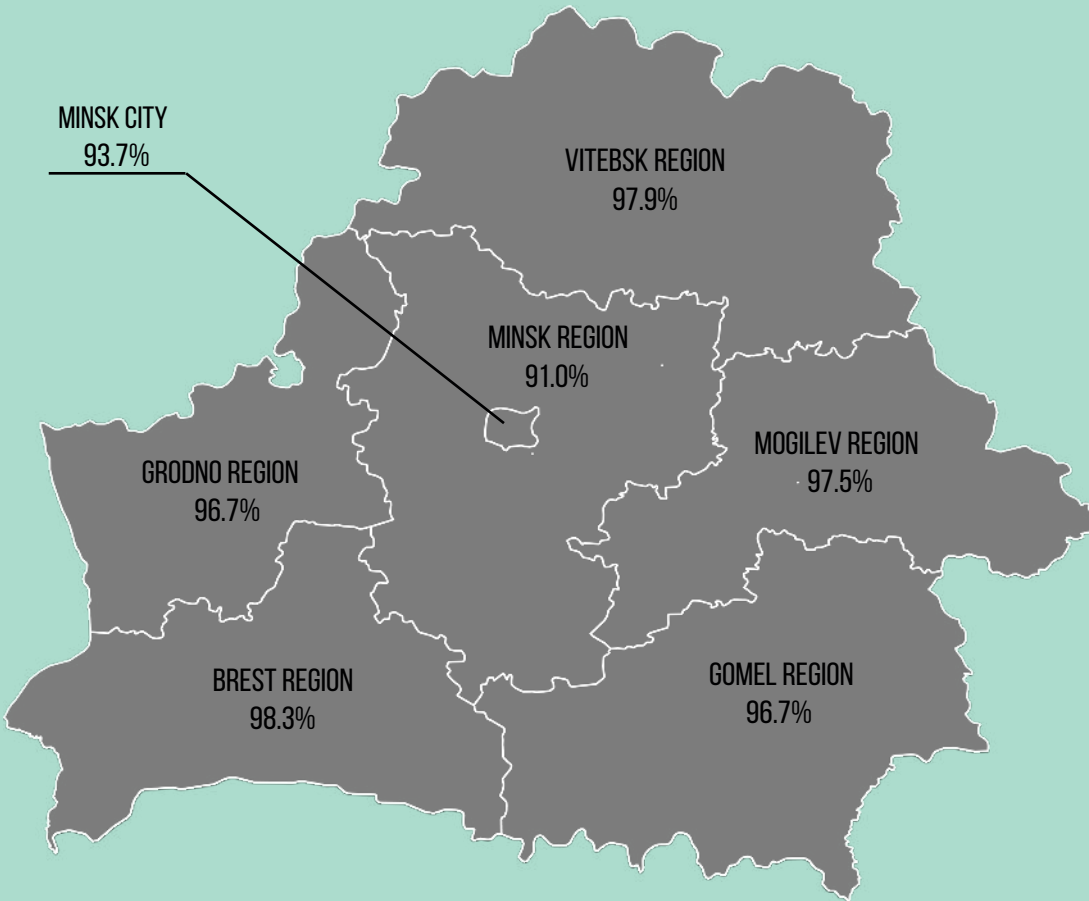


NET TAXES ON PRODUCTS
BYN 20 781.7 MILLION / 10.7%

GROSS REGIONAL PRODUCT FOR 2022

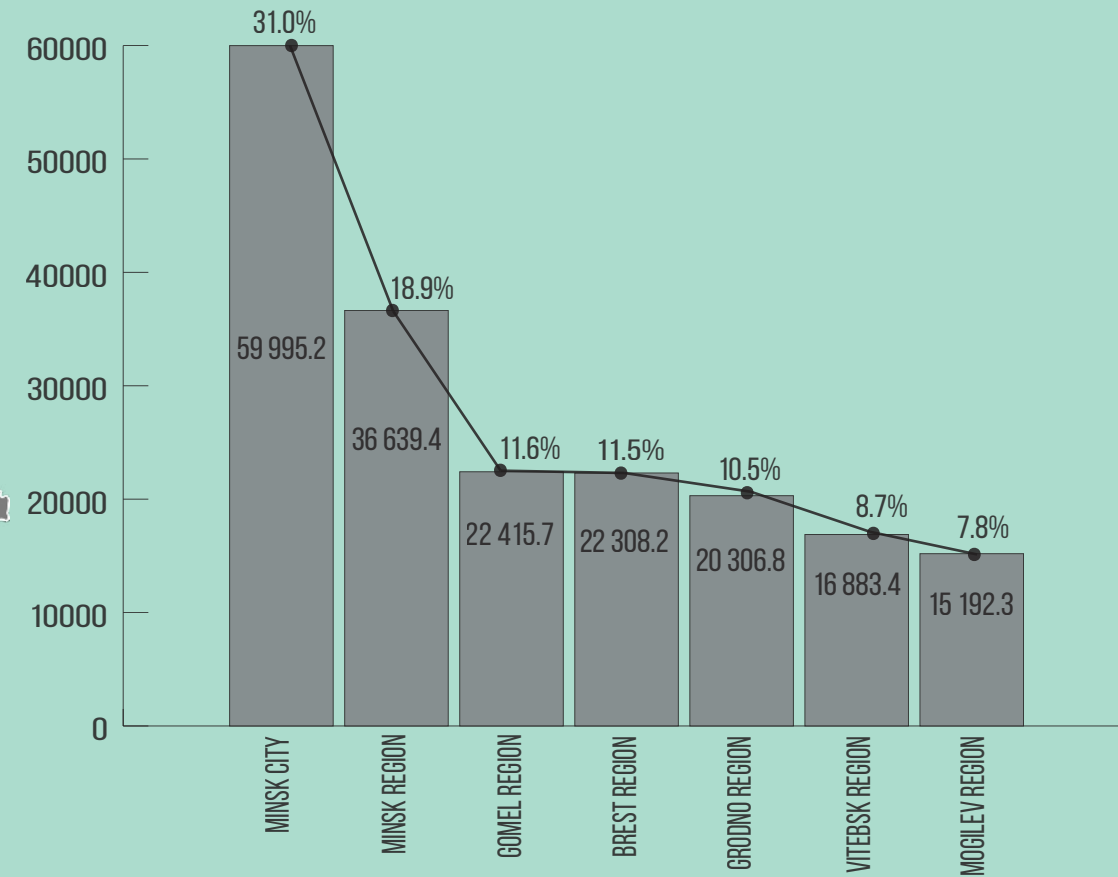
VOLUME INDEX OF GRP

(AT CONSTANT PRICES; AS % OF 2021)



GRP AND SHARE GRP IN GDP

(AT CURRENT PRICES; BYN MILLION; AS % OF GDP)



When using the information the reference to the National Statistical Committee of the Republic of Belarus is mandatory. Illustrations: www.freepik.com

© National Statistical Committee of the Republic of Belarus

Tel.: +375 17 378 12 09

E-MAIL: nacschet@belstat.gov.by

Address:

12 Partizansky avenue

220070 Minsk, Belarus